

## Product Usage Guide

Professional

### BB020-75



#### Health & Safety

Please refer to relevant COSHH Safety Data Sheet




Scan for further product details



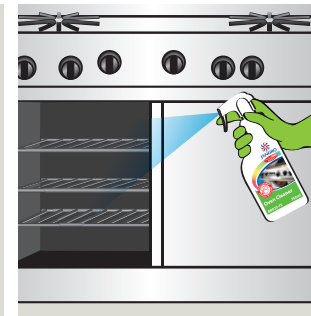
**1** Use appropriate PPE as indicated in COSHH/REACH data.




**2** Place Safety Signs.



**3** Warm the oven to 40-45°C.



**4** Spray onto surface.



**5** Leave for 60 minutes.



**6** Agitate with brush or scouring pad.



**7** Wipe off all traces with a clean wet cloth.



**8** Remove Safety Signs.



Not to be used on the exterior of ovens, Aluminium, painted, easy clean or self-cleaning surfaces.